

Kerf Door Frame Specifications

THREE HINGE FRAME



818-492-3546 Ext. 3444 / Fax 818-492-3551

The Timely trademark is used under license from SDS Industries Inc.

DOOR INFORMATION:

Net Height: _____ Net Width: _____

Manufacturer: _____

Frame Ordering Information:

(Available for 1 3/4" doors only)

1. FRAME WIDTH NET _____

(For double doors, specify 5/8" or "Z" astragal)

2. FRAME HEIGHT NET _____

3. WALL THICKNESS *Circle one*

4 1/2" – 5 1/2" 5 1/2" – 6 1/2" 8 1/2" – 9 1/2"

6 1/2" – 7 1/2" 7 1/2" – 8 1/2" 9 1/2" – 10 1/2"

4. HINGE PREP *Check one*

- 4" Non-Template 5/8" Radius
- 4" Template-Timely 1/4" Radius
- 4 1/2" Template-Timely Square Corner

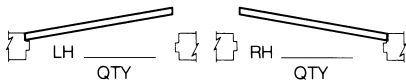
5. STRIKE OPTIONS

- a. 2-3/4" T Strike _____
- b. 2-1/4" D-Strike (Full Lip) _____
- c. Deadbolt Strike #1 (Cnt to cnt) _____
- d. Deadbolt Strike #2 (Cnt to cnt) _____
- e. 4-7/8" ASA Strike _____

6. FIRE RATING 90 Minutes Only

7. FINISH Prime Bright White Only

8. HANDING



9. THRESHOLD PREP

• Standard

Check one

THRESHOLD TYPE	* CLEARANCE	ACTUAL SILL HEIGHT
<input type="checkbox"/> Inswing	3/8"	1 1/4"
<input type="checkbox"/> ADA/Bumper Outswing	5/16"	1/2"

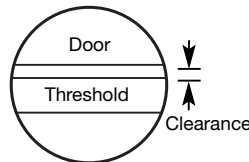
* Clearance based on use of a .520 thick 4 fin sweep.

• Custom

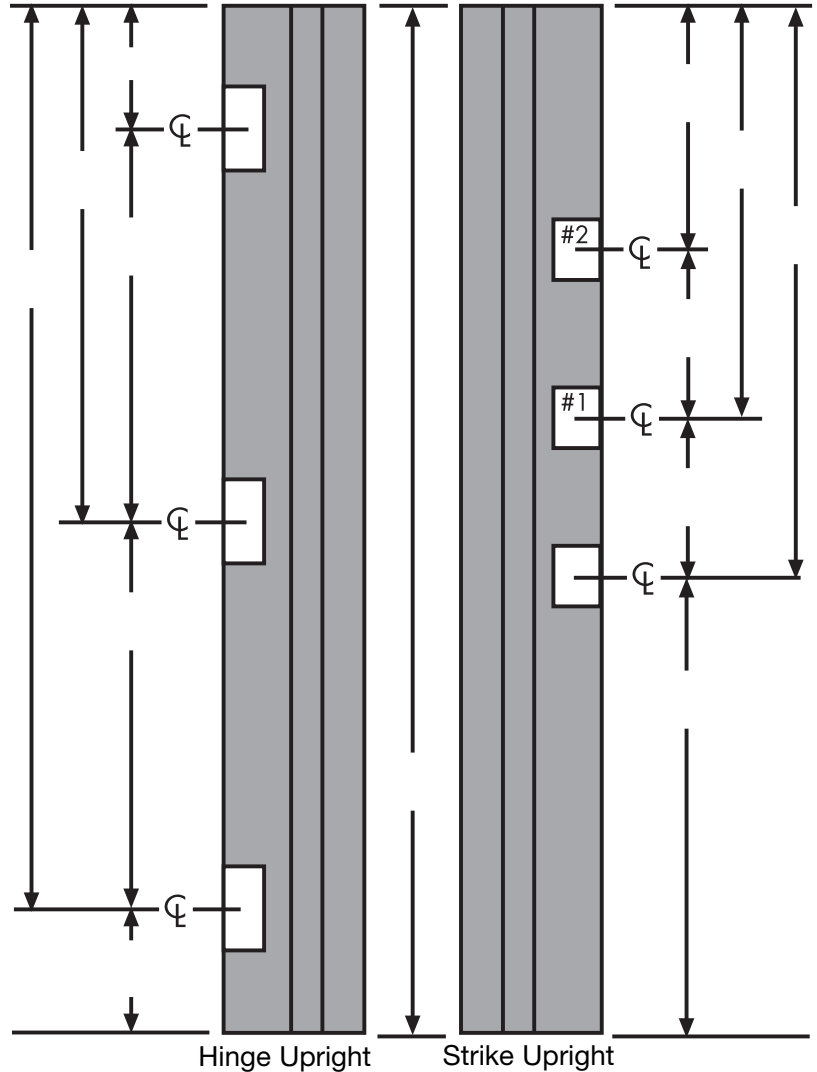
Sill Manufacturer _____

Clearance _____

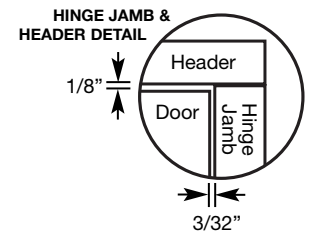
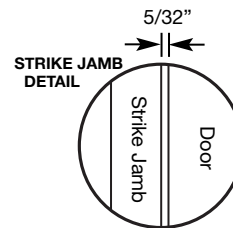
Sill Height _____



ALL FRAME DIMENSIONS MUST BE FILLED OUT TO PROCESS ORDER



Diagrams represent recommended clearances or provide your requirements.



Spec written and approved by: _____

Company: _____

Kerf Door Frame Specifications

FOUR HINGE FRAME



818-492-3546 Ext. 3444 / Fax 818-492-3551

The Timely trademark is used under license from SDS Industries Inc.

DOOR INFORMATION:

Net Height: _____ Net Width: _____

Manufacturer: _____

Frame Ordering Information:

(Available for 1 3/4" doors only)

1. FRAME WIDTH NET _____

(For double doors, specify 5/8" or "Z" astragal)

2. FRAME HEIGHT NET _____

3. WALL THICKNESS *Circle one*

- 4 1/2" - 5 1/2" 5 1/2" - 6 1/2" 8 1/2" - 9 1/2"
 6 1/2" - 7 1/2" 7 1/2" - 8 1/2" 9 1/2" - 10 1/2"

4. HINGE PREP *Check one*

- 4" Non-Template 5/8" Radius
 4" Template-Timely 1/4" Radius
 4 1/2" Template-Timely Square Corner

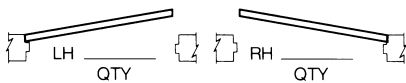
5. STRIKE OPTIONS

- a. 2-3/4" T Strike _____
 b. 2-1/4" D-Strike (Full Lip) _____
 c. Deadbolt Strike #1 (Cnt to cnt) _____
 d. Deadbolt Strike #2 (Cnt to cnt) _____
 e. 4- 7/8" ASA Strike _____

6. FIRE RATING 90 Minutes Only

7. FINISH Prime Bright White Only

8. HANDING



9. THRESHOLD PREP

• Standard

Check one

THRESHOLD TYPE	* CLEARANCE	ACTUAL SILL HEIGHT
<input type="checkbox"/> Inswing	3/8"	1 1/4"
<input type="checkbox"/> ADA/Bumper Outswing	5/16"	1/2"

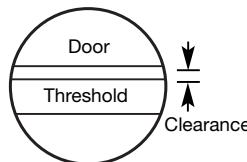
* Clearance based on use of a .520 thick 4 fin sweep.

• Custom

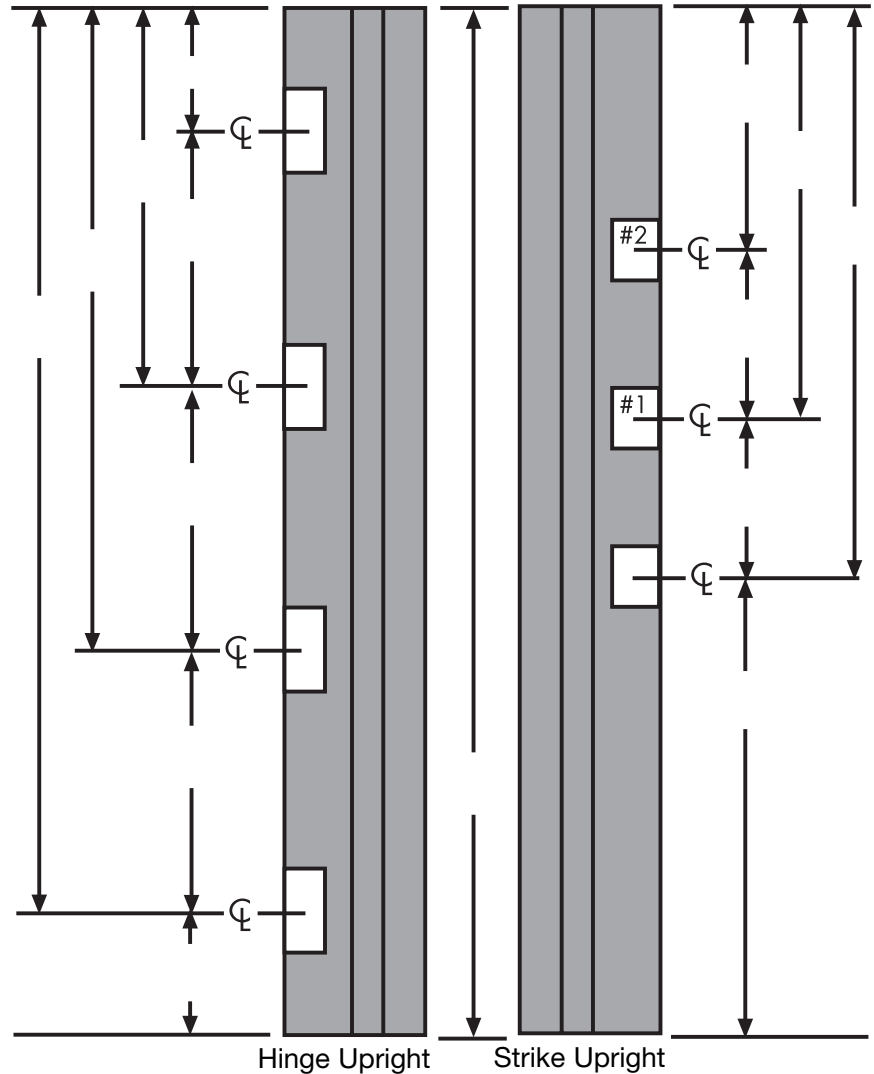
Sill Manufacturer _____

Clearance _____

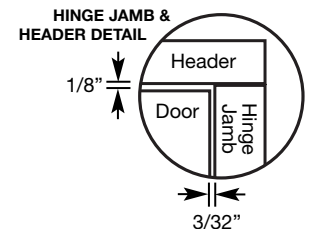
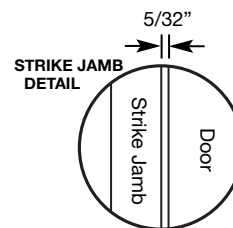
Sill Height _____



ALL FRAME DIMENSIONS MUST BE FILLED OUT TO PROCESS ORDER



Diagrams represent recommended clearances or provide your requirements.



Spec written and approved by: _____

Company: _____